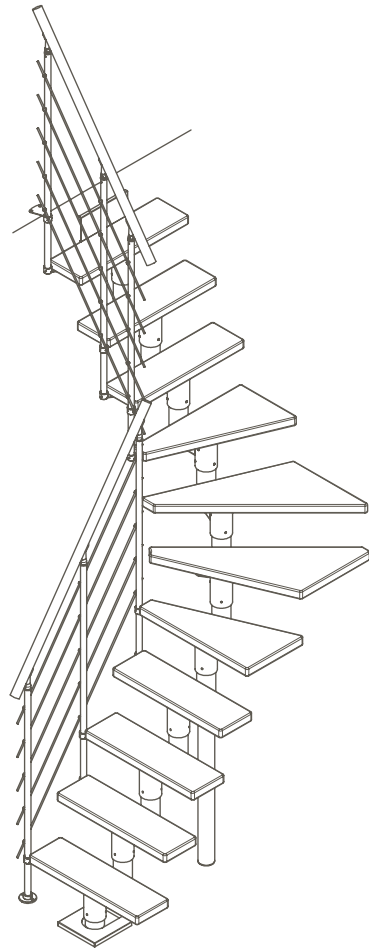
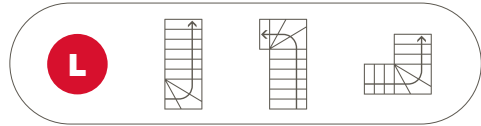
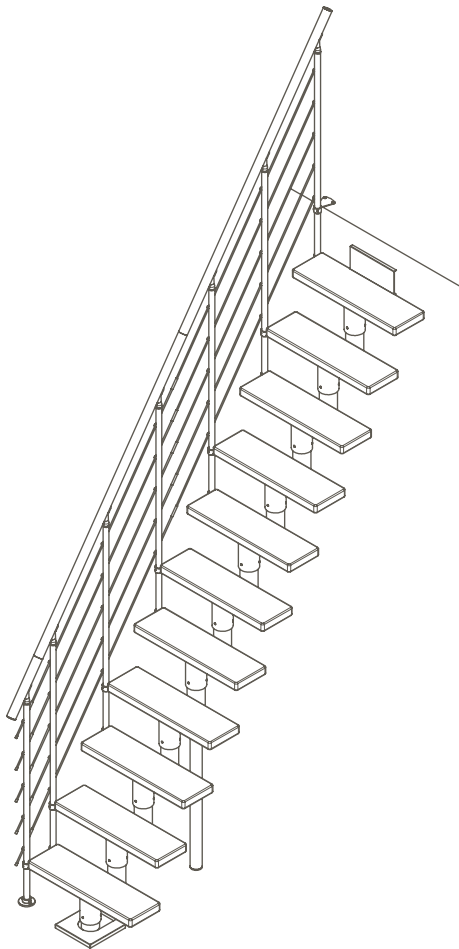




DUBLIN

DIMENSION



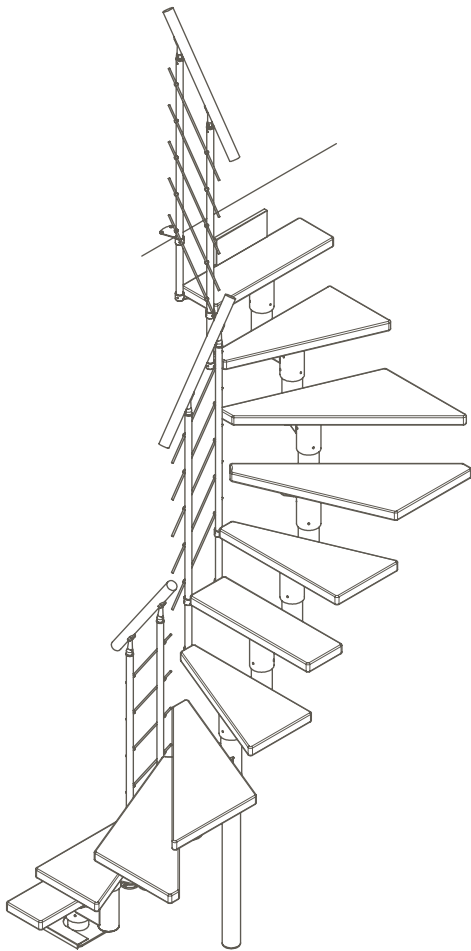

 Video: www.dolle.com/dublin


Width 61 cm

no. of treads	page
11 treads	7
12 treads	9
13 treads	11
14 treads	15
15 treads	19

Width 71 cm

no. of treads	page
11 treads	24
12 treads	26
13 treads	28
14 treads	32
15 treads	36



 Video: www.dolle.com/dublin

Width 61 cm

no. of treads	page
11 treads	7
12 treads	9
13 treads	11
14 treads	15
15 treads	19

Width 71 cm

no. of treads	page
11 treads	24
12 treads	26
13 treads	28
14 treads	32
15 treads	36

STAIRCASE TERMINOLOGY

C1

E

G

H

UK	Staircase width w.1 banister	Headroom	Going (of tread)	Height floor-to-floor
PL	Szeroko schodów z jedn	Wysokość nad schodami	Gł boko stopni	Wysoko kondygnacji od podł
CZ	Ší ka schodišt s	Výška nad schodišt m	Hloubka náslapu	Výška patra podlaha - podl
SK	0 0 0 0 0 0 0 0 0 0	0 0 0 0 0 0 0 0 0 0	0 0 0 0 0 0 0 0 0 0	0 0 0 0 0 0 0 0 0 0
HR	Laipt su viena ba	Aukštis virš laipt	Pakopos gylis	Aukšto aukštis
LT	K p u ar marg m vien pus	Augš tums virs k p n m	Pak piena dzi ums	St va augstums
LV	Ūhe kāsi puuga trepi laius	Kōrgus trepi kohal	Astme sūgavus	Korruse kōrgus
SI	Širina stopnic z eno og	Višina nad stopnicami	Hodalna globina stopnice	Višina nadstropja
RS	Širina stepenica s jednom ogralom	Višina iznad stepenica	Dubina stuba	Visina kata
UA	Širka schodov s jedným zábr	Výška nad schodmi	H bka stup a	Výška podlažia

M

N

O

P

UK	Opening size lei	Opening size width	Clear width	Pitch
PL	Długo otworu monta	Szeroko otworu monta	szewrodo schodów bez ba	Kuśt na dylenia schodów
CZ	Délka stavebního otvoru	Ší ka stavebního otvoru	istá ší ka bez	Sklon schodišt
SK	0 0 0 0 0 0 0 0 0 0	0 0 0 0 0 0 0 0 0 0	0 0 0 0 0 0 0 0 0 0	0 0 0 0 0 0 0 0 0 0
HR	Montavimo angos ilgis	Montavimo angos plotis	Laipt be baliust	Laipt pasvyrimo kampas
LT	Mont žas atveres garum	Mont žas atveres plotis	ms u bez marg m platum	š p u sl puma le is
LV	Montaaziava pikl	Montaaziava laius	Ilma kāsi puuta trepi laius	Trepi kaldenurk
SI	Dolžina pritrdilne luknje	Šeina montažne luknje	Širina stopnic brez ogr	š t nagiba stopnic
RS	Duljina montažne	Širina montažne rupe	Širina stepenica	Kut nagiba stepenica
UA	D žka montážneho otvoru	Širka montážneho otvoru	šurka schodov bez zábr	šklonu schodov

R

R1

S

T

UK	Total going length	Total going width	Rise height	Number of treads
PL	Zabieg schodów- długo	Zabieg schodów- szeroko	Wysoko stopnia	Ilo stopni
CZ	Celková pochozí	Celková pochozí ší ka	Výška schodu	Po et náslap
SK	0 0 0 0 0 0 0 0 0 0	0 0 0 0 0 0 0 0 0 0	0 0 0 0 0 0 0 0 0 0	0 0 0 0 0 0 0 0 0 0
HR	Laipt pos kis -	Laipt pos kis - plotis	Pakopos aukštis	Pakop kiekis
LT	K p u pagrieziens - ga	umsu pagrieziens - plat	Pak piena augstums	Pak pienu skaitis
LV	Trepi marss - pikl	Trepi marss - laius	Astme kōrgus	Astmete arv
SI	Širina 1 prostora stopni	Širina 2 prostora stopni	Višina stopnice	Število stopnic
RS	Zavoj stepenica -	Zavoj stepenica - šírina	Visina stepenice	Broj stepenica
UA	Rameno - d žka	Rameno - šíрка	Výška stup a	Po et stup ov

V

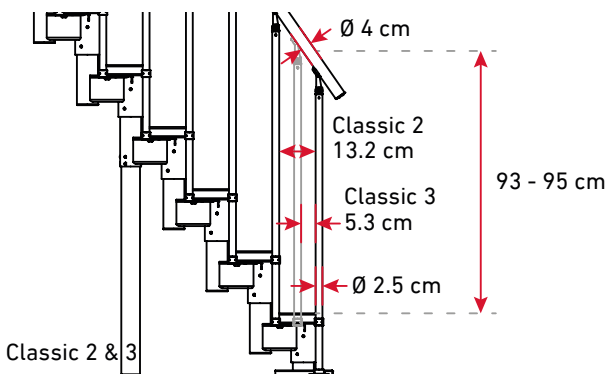
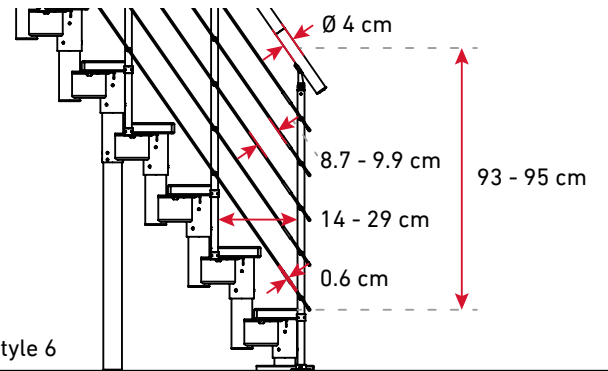
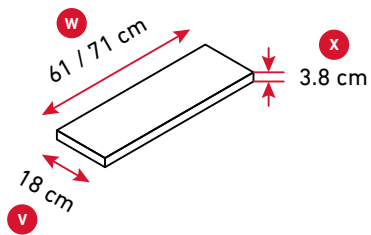
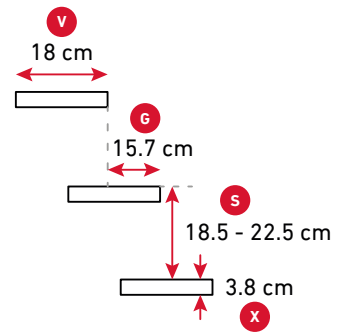
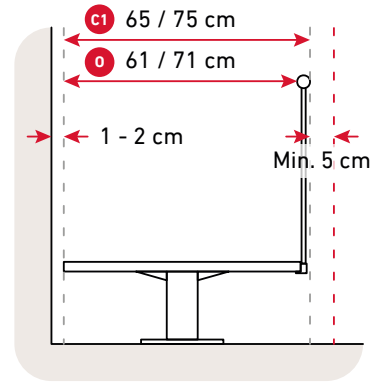
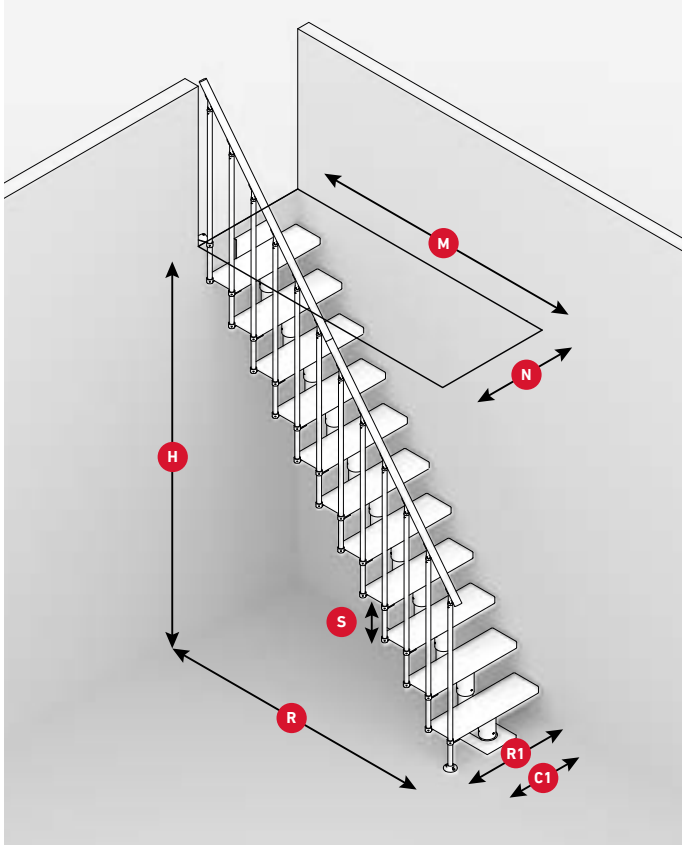
W

X

Z

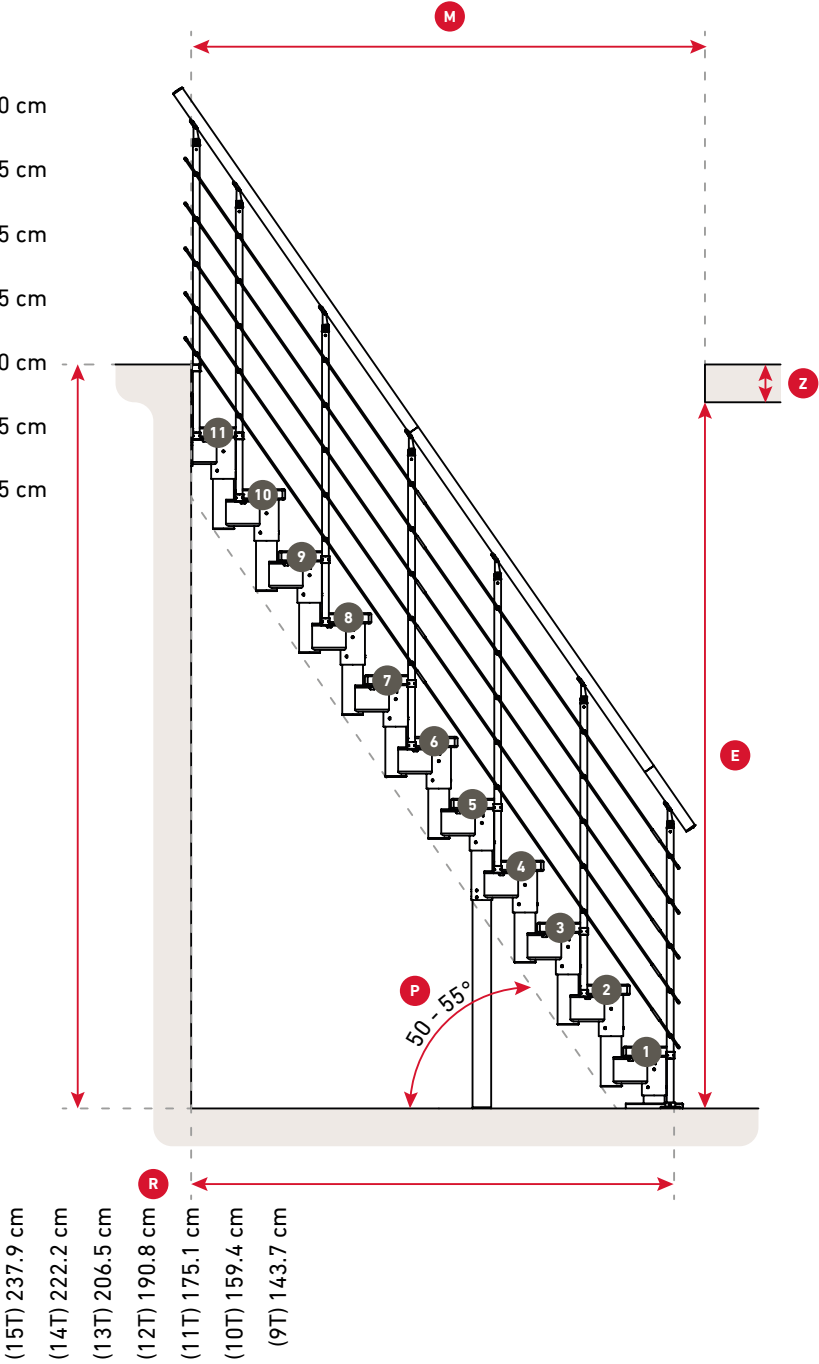
UK	Tread depth	Tread width	Tread thickness	Deck thickness
PL	Gł boko stopnia	Szeroko stopnia	Grubo stopnia	Grubo stropu
CZ	Hloubka náslapu	Ší ka náslapu	Tlouštka náslap	Tlouštka stropu
SK	0 0 0 0 0 0 0 0 0 0	0 0 0 0 0 0 0 0 0 0	0 0 0 0 0 0 0 0 0 0	0 0 0 0 0 0 0 0 0 0
HR	Pakopos gylis	Pakopos plotis	Pakopos storumas	Lub storumas
LT	Pak piena dzi ums	Pak piena platum	Pak piena biezums	Griestu biezums
LV	Astme sūgavus	Astme laius	Astme jāmedus	Tala jāmedus
SI	Globina stopnice	Širina stopnice	Debelina stopnice	Debelina stropa
RS	Dubina stuba	Širina stuba	Debljina stuba	Debljina stropa
UA	H bka stup a	Širka stup a	Hrúbka stup a	Hrúbka stropu

DIMENSIONS



DIMENSIONS

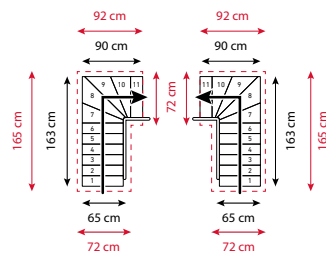
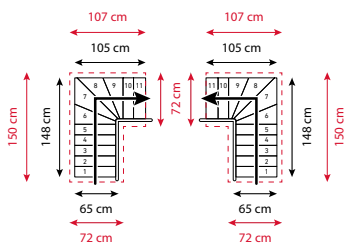
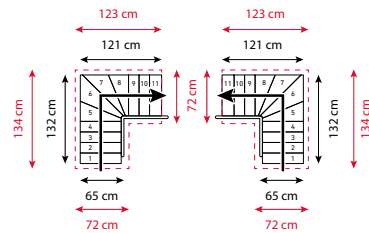
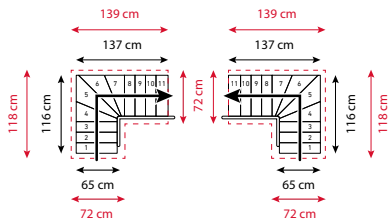
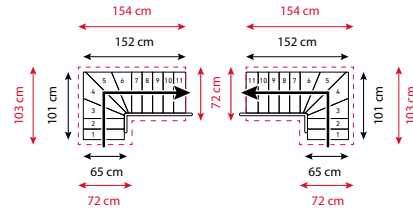
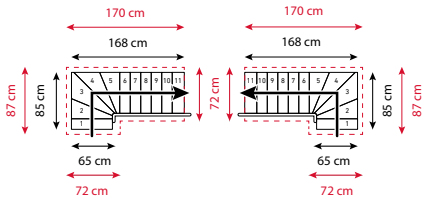
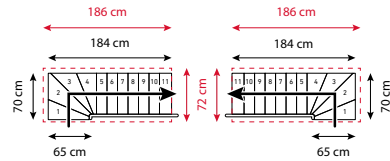
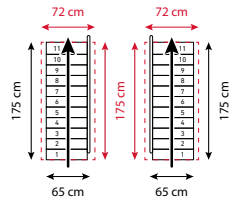
- H** (15T) 296 - 360 cm
- (14T) 277.5 - 337.5 cm
- (13T) 259 - 315 cm
- (12T) 240.5 - 292.5 cm
- (11T) 222 - 270 cm
- (10T) 203.5 - 247.5 cm
- (9T) 185 - 225 cm



DUBLIN 11 TREADS - WIDTH 61 CM

H 2 2 0 - 2 7 0 — Staircase dimensions incl. handrail on 1 side

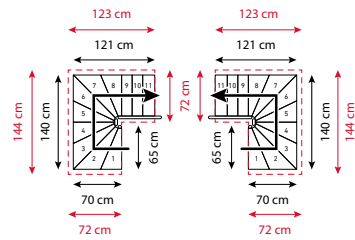
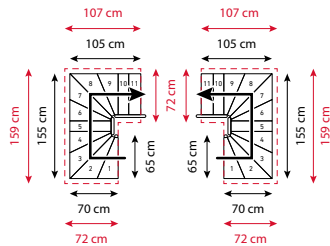
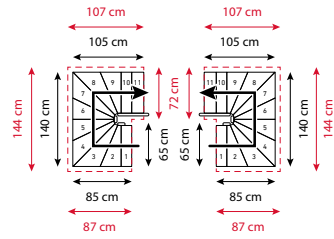
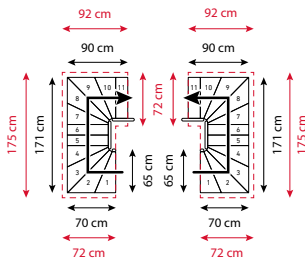
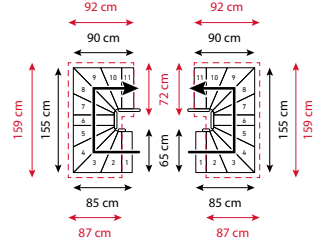
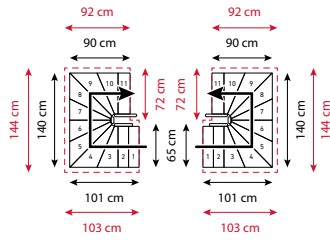
--- Floor opening size is defined based on 2 cm space to wall, 19 cm rise height, 25 cm deck thickness, 203 cm headroom



DUBLIN 11 TREADS - WIDTH 61 CM

H 2 2 0 - 2 7 0 m Staircase dimensions incl. handrail on 1 side

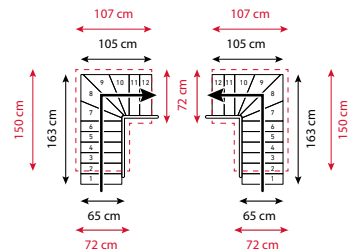
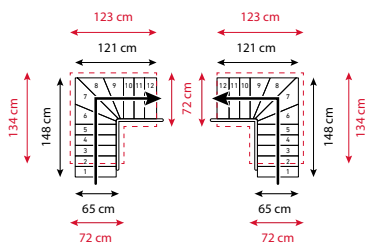
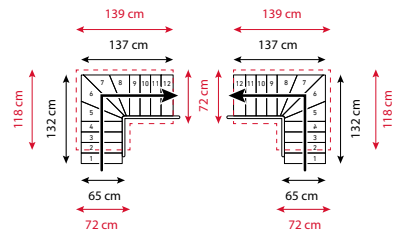
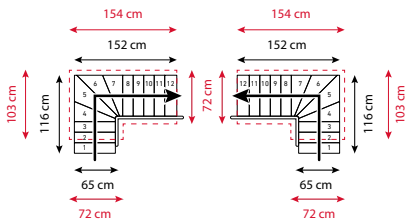
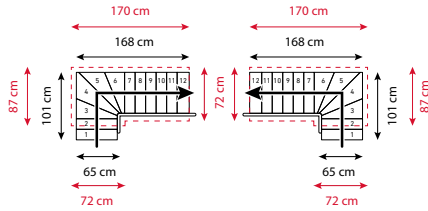
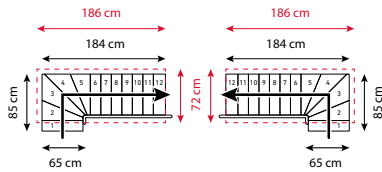
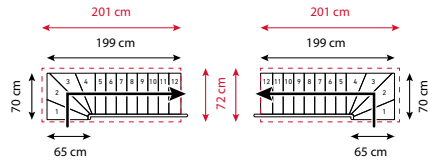
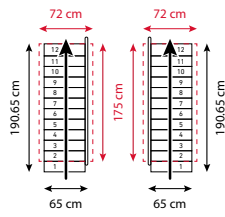
-- Floor opening size is defined based on 2 cm space to v
19 cm rise height, 25 cm deck thickness, 203 cm heads



DUBLIN 12 TREADS - WIDTH 61 CM

H 240.5 - 292 Staircase dimensions incl. handrail on 1 side

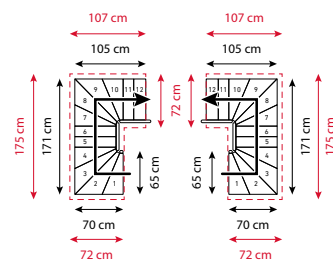
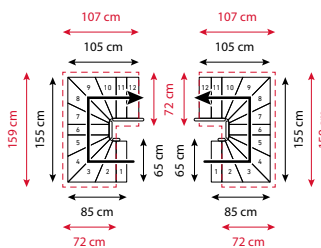
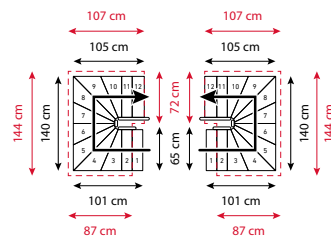
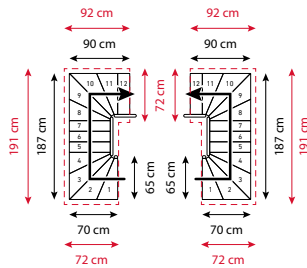
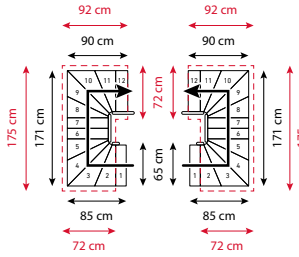
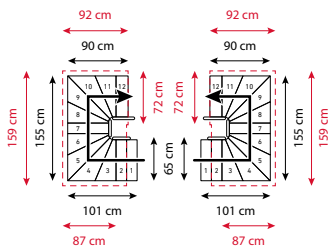
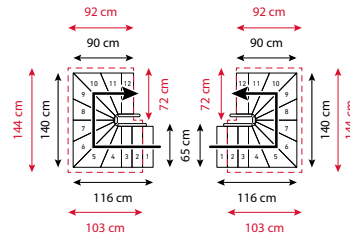
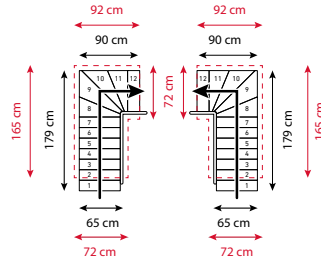
-- Floor opening size is defined based on 2 cm space to 19 cm rise height, 25 cm deck thickness, 203 cm head



DUBLIN 12 TREADS - WIDTH 61 CM

H 240.5 - 292 Staircase dimensions incl. handrail on 1 side

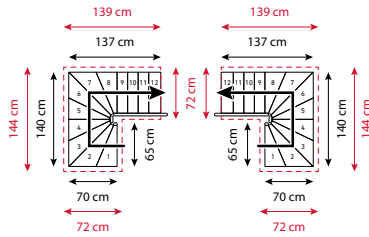
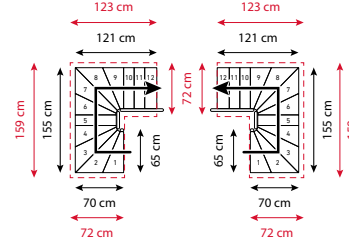
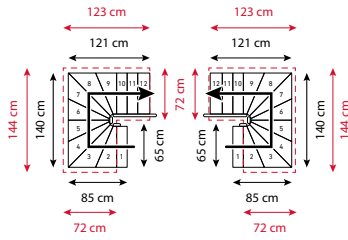
-- Floor opening size is defined based on 2 cm space to 19 cm rise height, 25 cm deck thickness, 203 cm head



DUBLIN 12 TREADS - WIDTH 61 CM

H 240.5 - 292.5 Staircase dimensions incl. handrail on 1 side

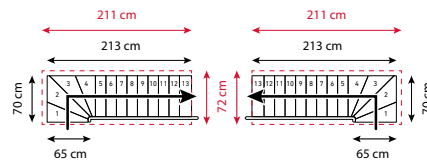
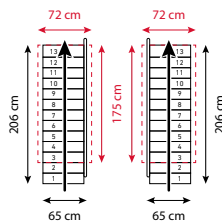
--- Floor opening size is defined based on 2 cm space to 19 cm rise height, 25 cm deck thickness, 203 cm head



DUBLIN 13 TREADS - WIDTH 61 CM

H 259 - 315 Staircase dimensions incl. handrail on 1 side

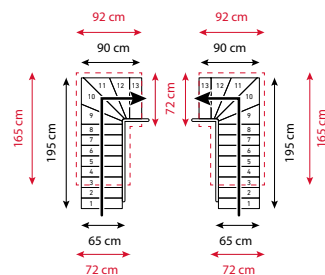
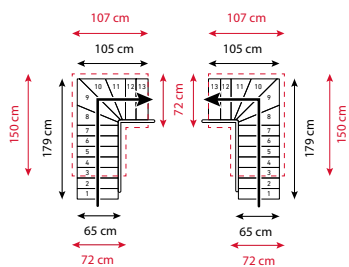
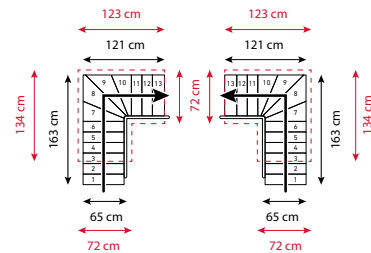
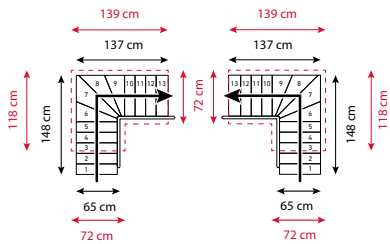
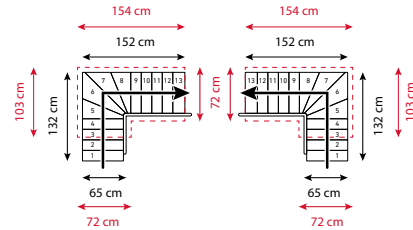
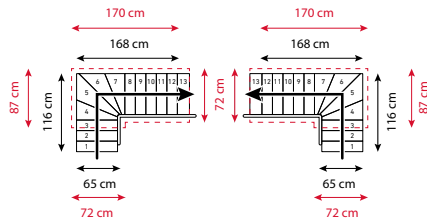
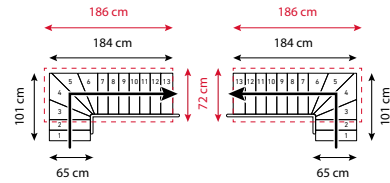
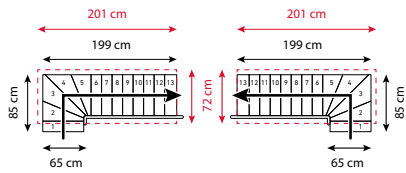
--- Floor opening size is defined based on 2 cm space to 19 cm rise height, 25 cm deck thickness, 203 cm head



DUBLIN 13 TREADS - WIDTH 61 CM

H 259 - 315 Staircase dimensions incl. handrail on 1 side

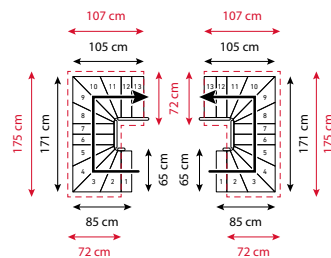
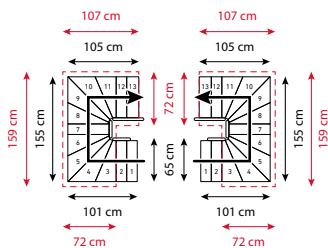
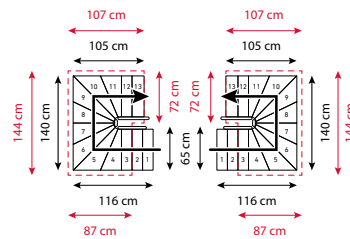
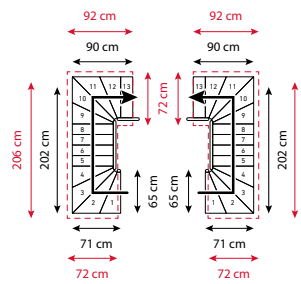
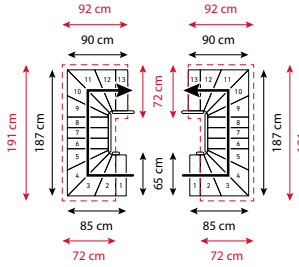
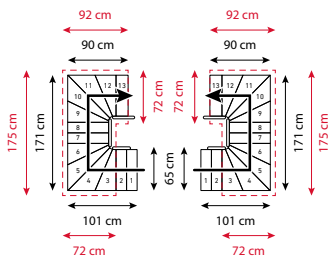
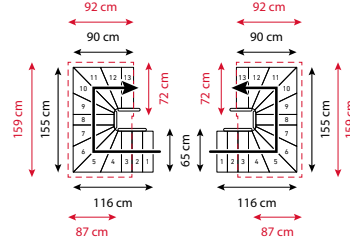
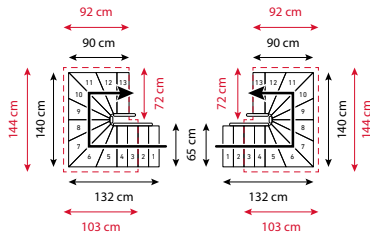
--- Floor opening size is defined based on 2 cm space to wall, 19 cm rise height, 25 cm deck thickness, 203 cm heads



DUBLIN 13 TREADS - WIDTH 61 CM

H 259 - 315 — Staircase dimensions incl. handrail on 1 side

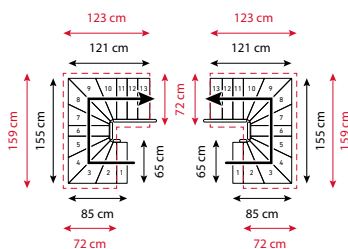
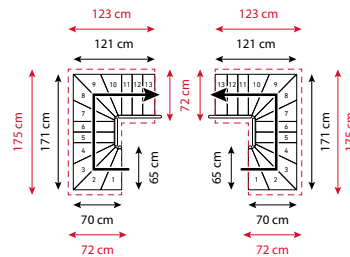
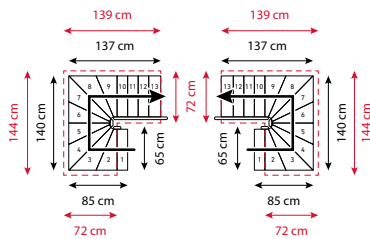
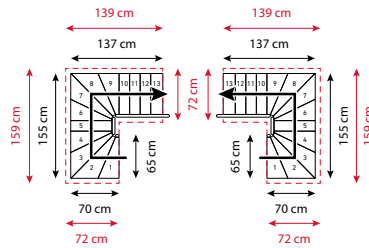
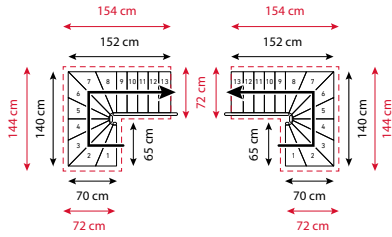
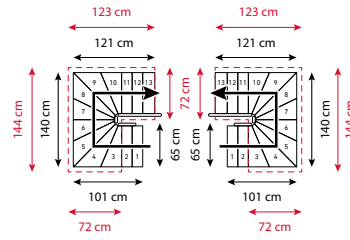
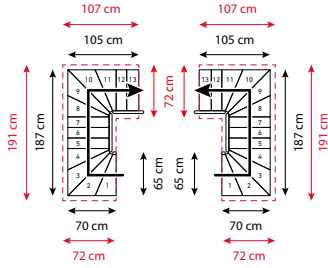
--- Floor opening size is defined based on 2 cm space to wall, 19 cm rise height, 25 cm deck thickness, 203 cm heads



DUBLIN 13 TREADS - WIDTH 61 CM

H 259 - 315 — Staircase dimensions incl. handrail on 1 side

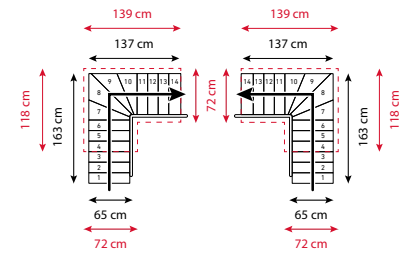
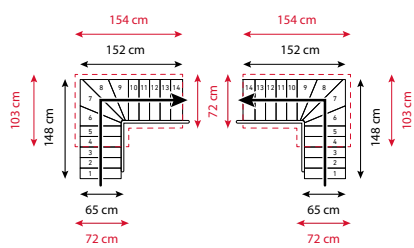
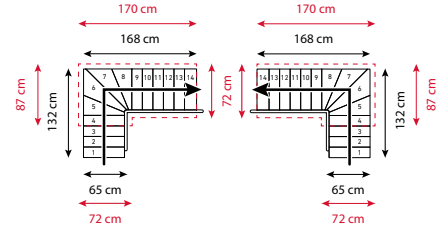
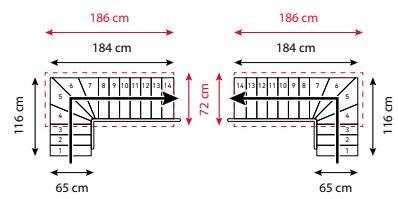
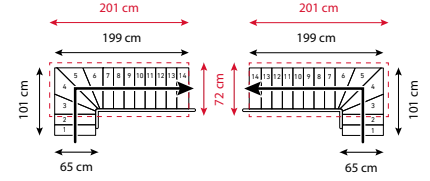
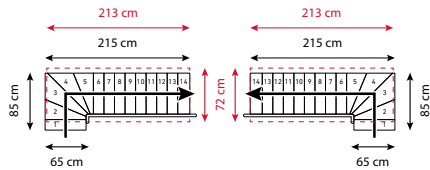
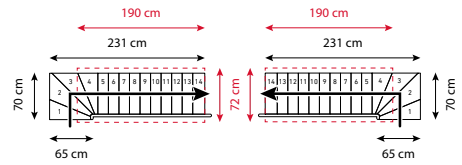
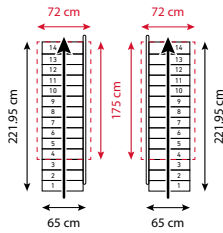
--- Floor opening size is defined based on 2 cm space to void, 19 cm rise height, 25 cm deck thickness, 203 cm heads



DUBLIN 14 TREADS - WIDTH 61 CM

H 2 7 7 . 5 - 3 3 7 Staircase dimensions incl. handrail on 1 side

- - Floor opening size is defined based on 2 cm space to 19 cm rise height, 25 cm deck thickness, 203 cm head



DUBLIN 14 TREADS - WIDTH 61 CM

H 2 7 7 . 5 - 3 3 7 — 5 Staircase dimensions incl. handrail on 1 side

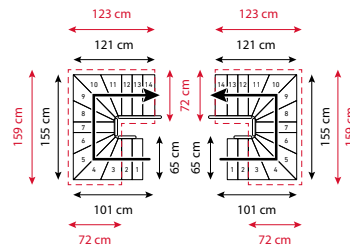
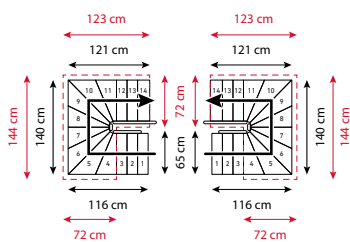
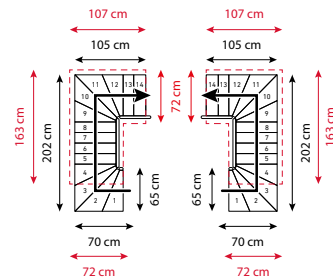
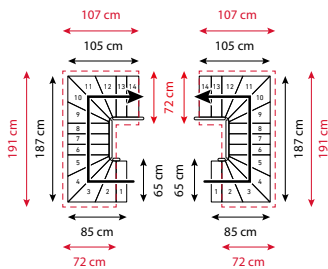
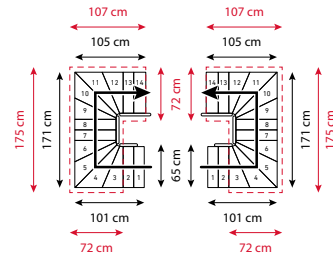
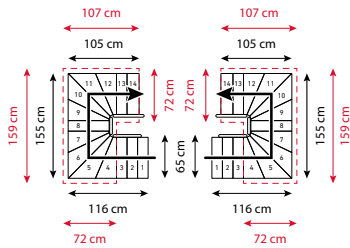
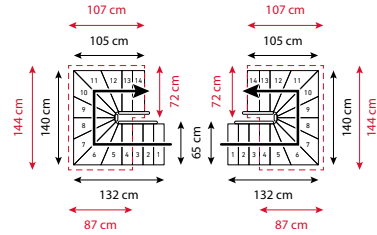
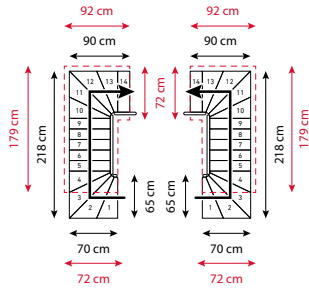
--- Floor opening size is defined based on 2 cm space to 19 cm rise height, 25 cm deck thickness, 203 cm head



DUBLIN 14 TREADS - WIDTH 61 CM

H 2 7 7 . 5 - 3 3 7 — 5 Staircase dimensions incl. handrail on 1 side

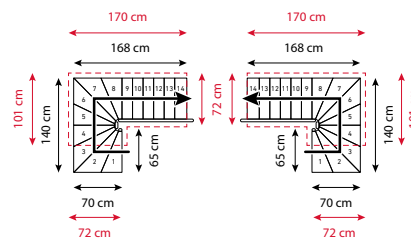
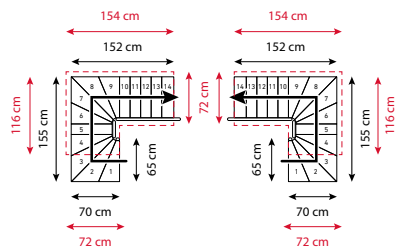
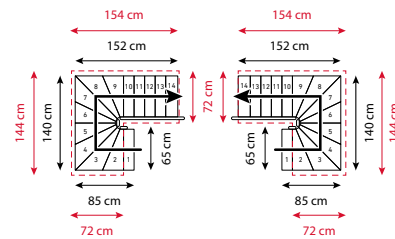
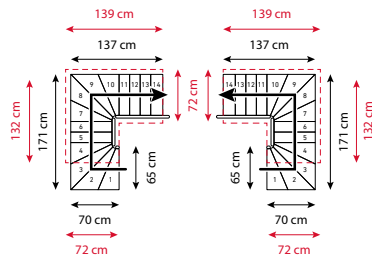
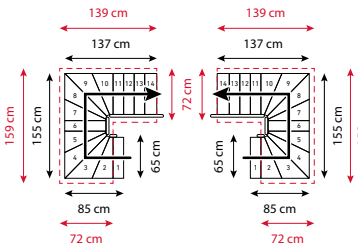
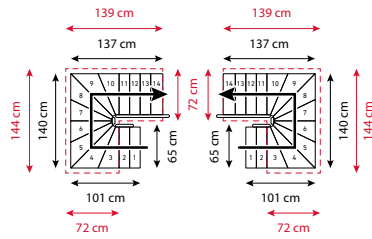
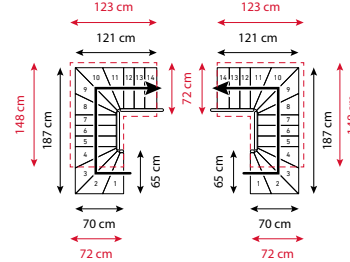
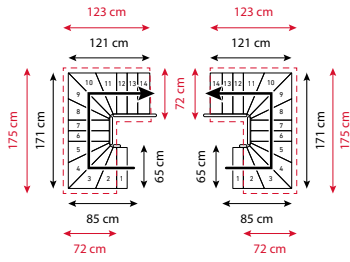
— Floor opening size is defined based on 2 cm space to 19 cm rise height, 25 cm deck thickness, 203 cm head



DUBLIN 14 TREADS - WIDTH 61 CM

H 277.5 - 337 Staircase dimensions incl. handrail on 1 side

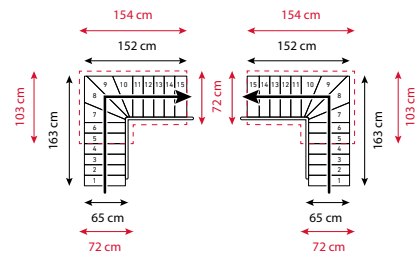
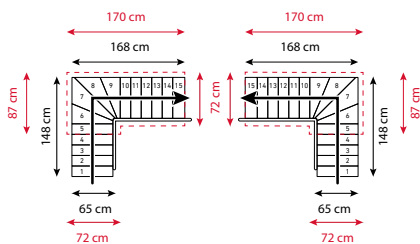
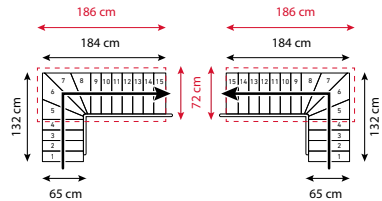
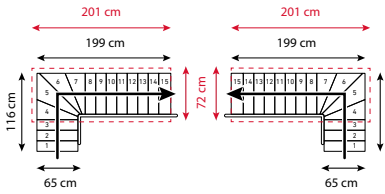
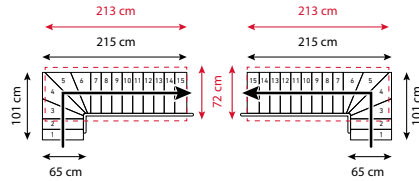
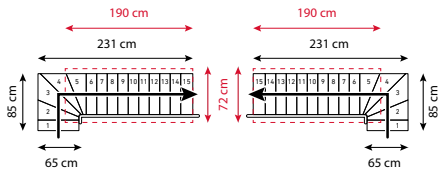
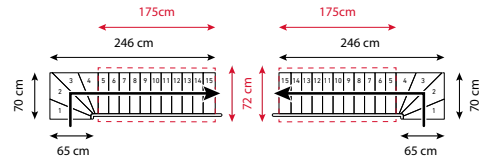
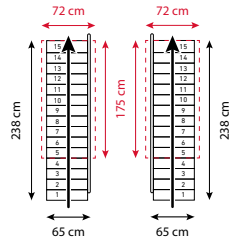
-- Floor opening size is defined based on 2 cm space to 19 cm rise height, 25 cm deck thickness, 203 cm head



DUBLIN 15 TREADS - WIDTH 61 CM

H 296 - 360 — Staircase dimensions incl. handrail on 1 side

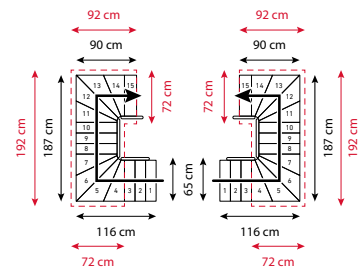
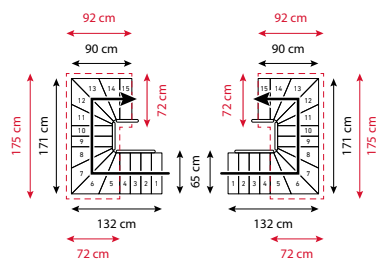
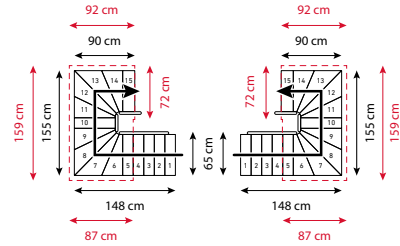
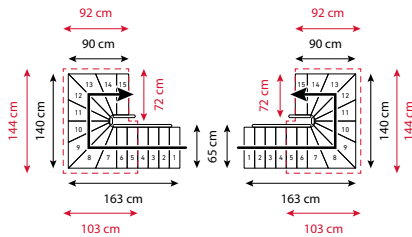
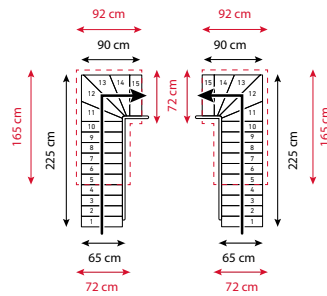
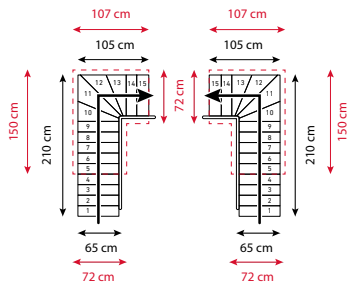
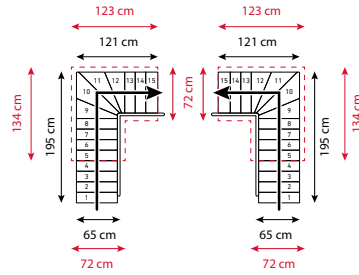
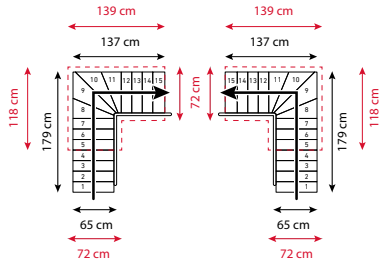
--- Floor opening size is defined based on 2 cm space to wall, 19 cm rise height, 25 cm deck thickness, 203 cm heads



DUBLIN 15 TREADS - WIDTH 61 CM

H 296 - 360 — Staircase dimensions incl. handrail on 1 side

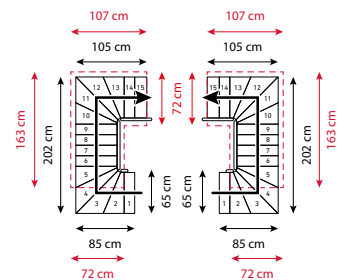
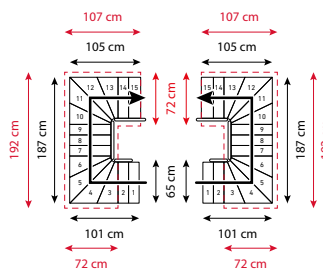
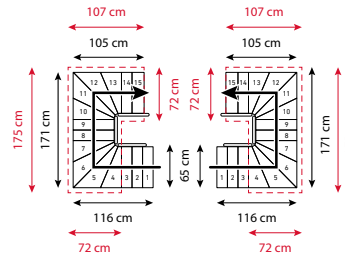
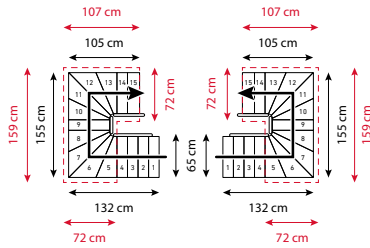
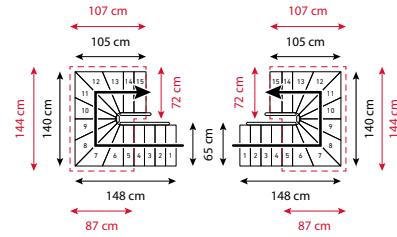
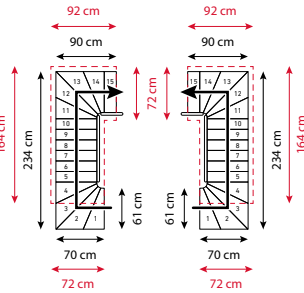
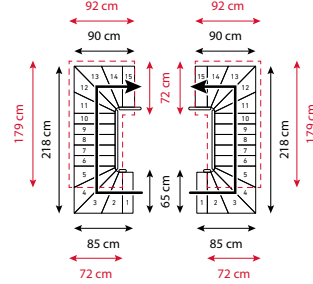
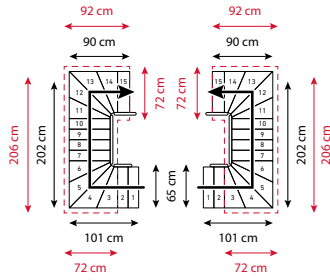
--- Floor opening size is defined based on 2 cm space to v
19 cm rise height, 25 cm deck thickness, 203 cm heads



DUBLIN 15 TREADS - WIDTH 61 CM

H 296 - 360 — Staircase dimensions incl. handrail on 1 side

--- Floor opening size is defined based on 2 cm space to wall, 19 cm rise height, 25 cm deck thickness, 203 cm headroom



DUBLIN 15 TREADS - WIDTH 61 CM

H 296 - 360 — Staircase dimensions incl. handrail on 1 side

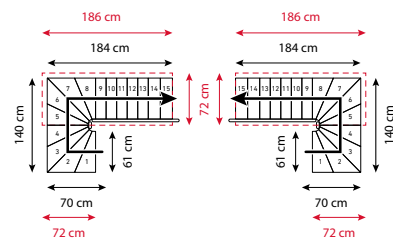
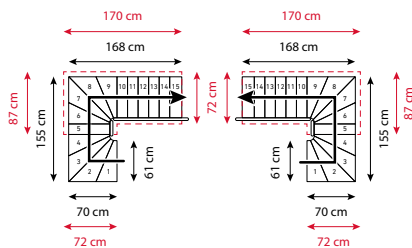
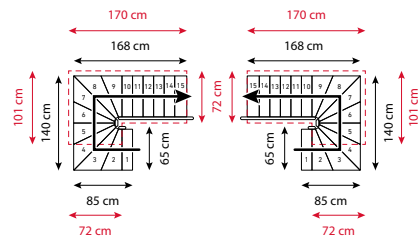
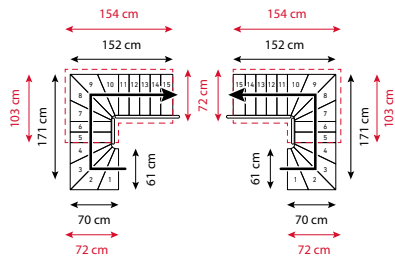
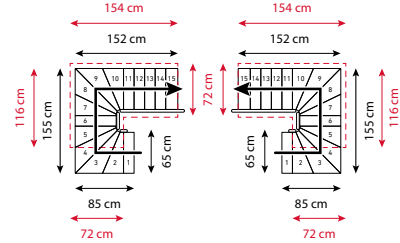
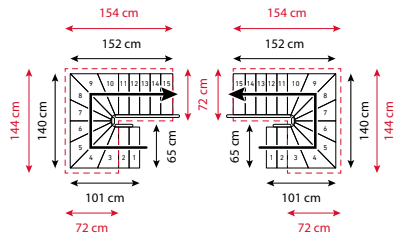
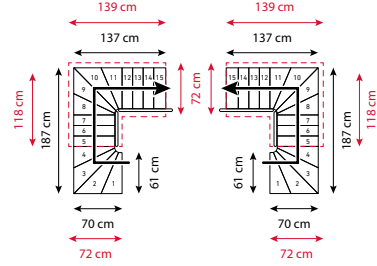
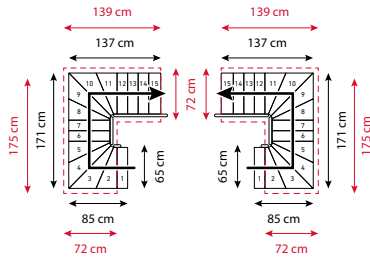
--- Floor opening size is defined based on 2 cm space to v
19 cm rise height, 25 cm deck thickness, 203 cm heads



DUBLIN 15 TREADS - WIDTH 61 CM

H 296 - 360 — Staircase dimensions incl. handrail on 1 side

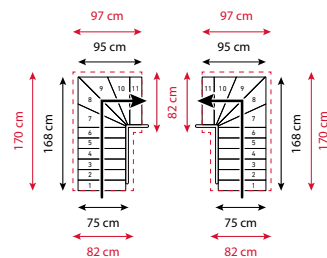
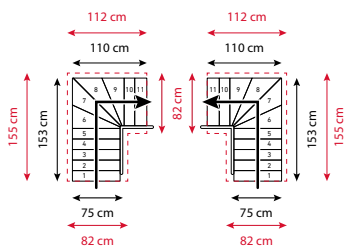
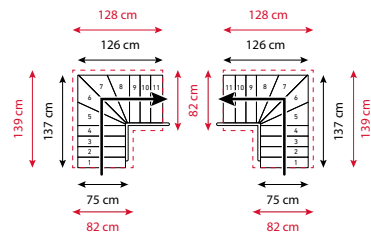
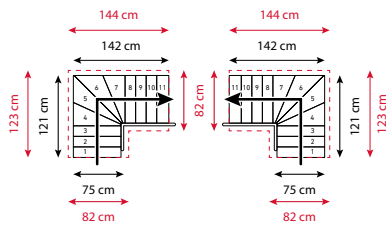
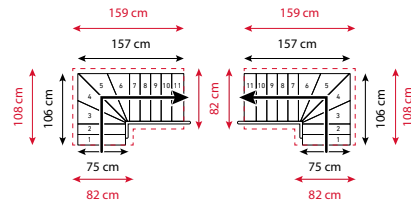
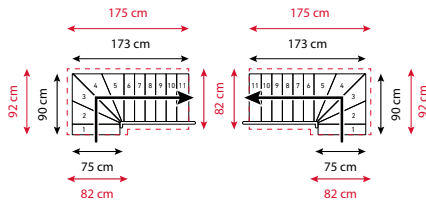
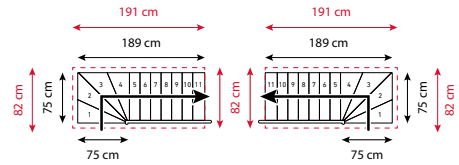
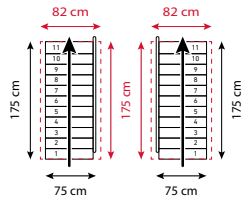
--- Floor opening size is defined based on 2 cm space to v
19 cm rise height, 25 cm deck thickness, 203 cm heads



DUBLIN 11 TREADS - WIDTH 71 CM

H 2 2 2 - 2 7 0 — Staircase dimensions incl. handrail on 1 side

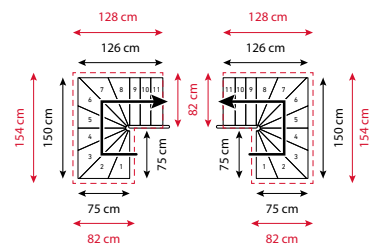
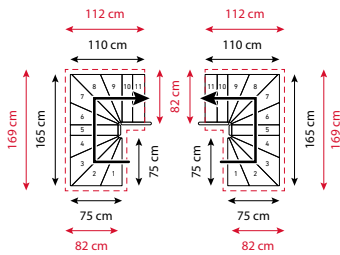
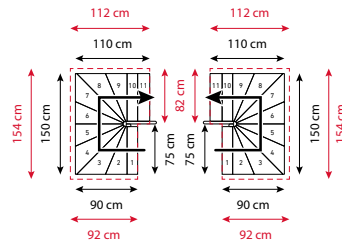
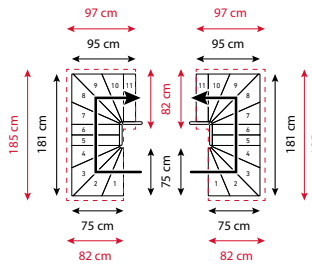
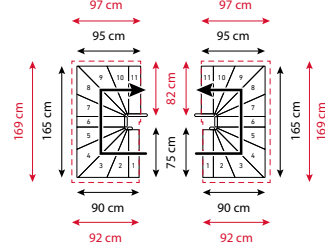
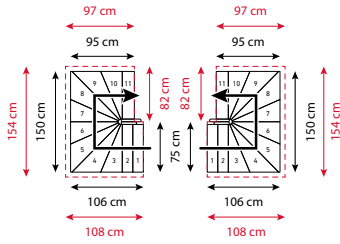
--- Floor opening size is defined based on 2 cm space to v
19 cm rise height, 25 cm deck thickness, 203 cm heads



DUBLIN 11 TREADS - WIDTH 71 CM

H 2 2 2 - 2 7 0 m Staircase dimensions incl. handrail on 1 side

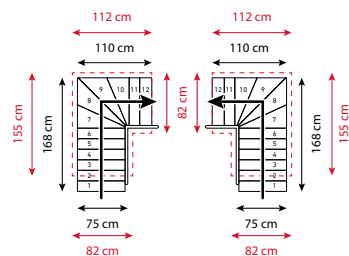
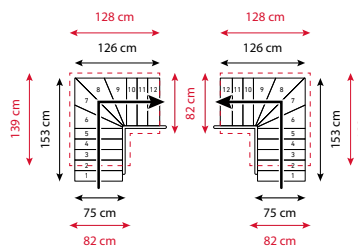
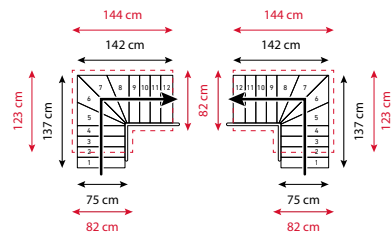
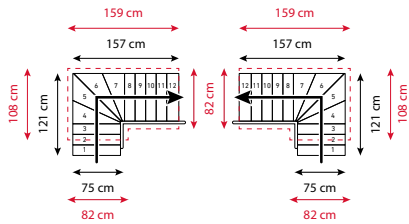
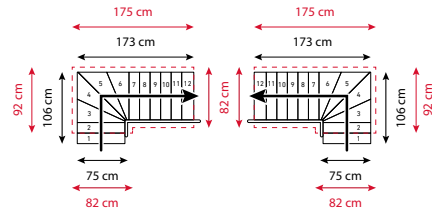
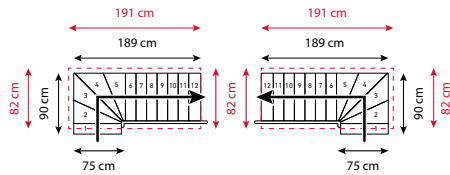
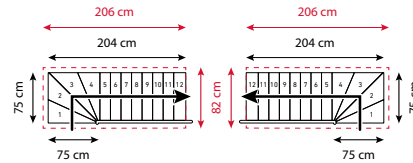
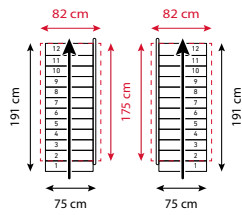
-- Floor opening size is defined based on 2 cm space to v
19 cm rise height, 25 cm deck thickness, 203 cm heads



DUBLIN 12 TREADS - WIDTH 71 CM

H 2 4 0 . 5 - 2 9 2 Staircase dimensions incl. handrail on 1 side

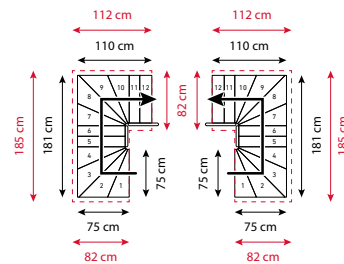
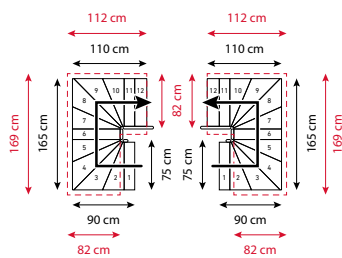
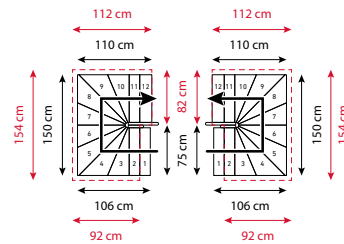
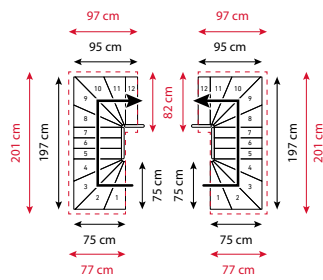
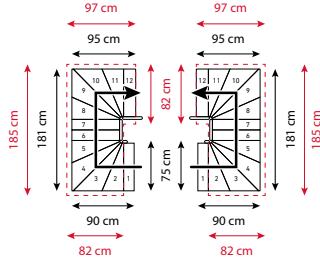
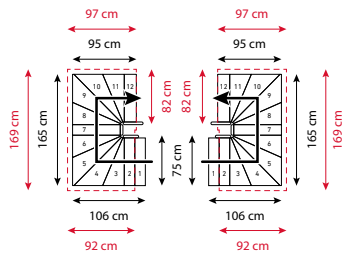
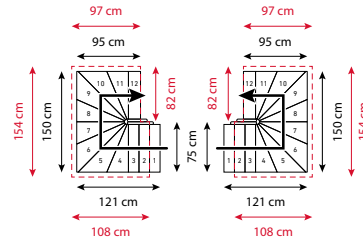
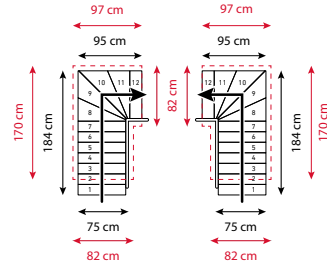
-- Floor opening size is defined based on 2 cm space to wall, 19 cm rise height, 25 cm deck thickness, 203 cm heads



DUBLIN 12 TREADS - WIDTH 71 CM

H 2 4 0 . 5 - 2 9 2 Staircase dimensions incl. handrail on 1 side

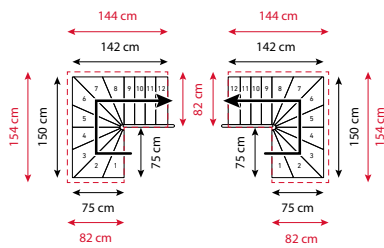
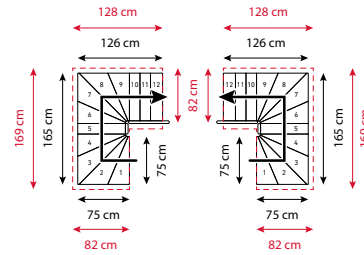
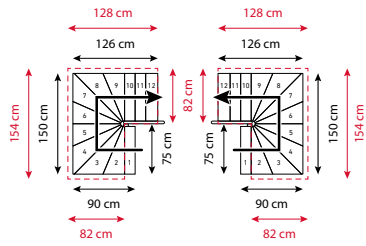
- - Floor opening size is defined based on 2 cm space to top, 19 cm rise height, 25 cm deck thickness, 203 cm headroom



DUBLIN 12 TREADS - WIDTH 71 CM

H 240.5 - 292 Staircase dimensions incl. handrail on 1 side

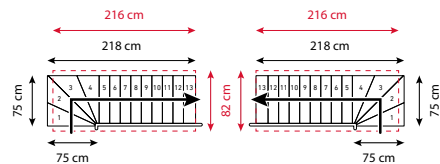
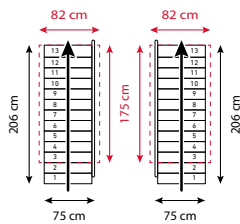
--- Floor opening size is defined based on 2 cm space to 19 cm rise height, 25 cm deck thickness, 203 cm head



DUBLIN 13 TREADS - WIDTH 71 CM

H 259 - 315 Staircase dimensions incl. handrail on 1 side

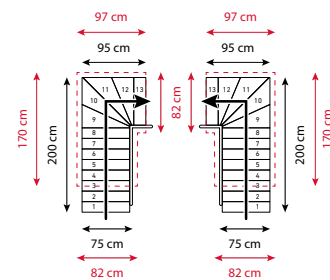
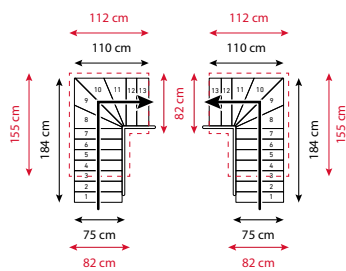
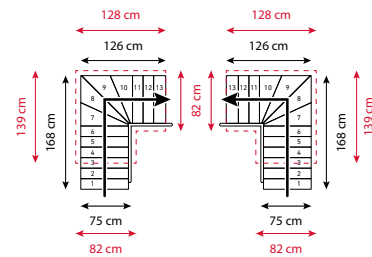
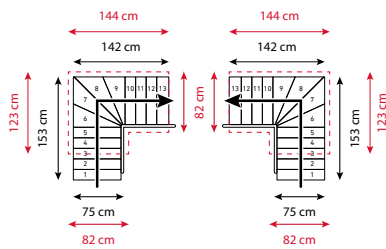
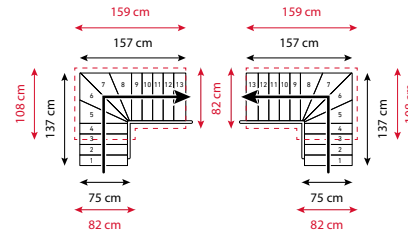
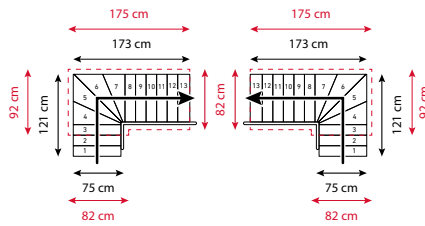
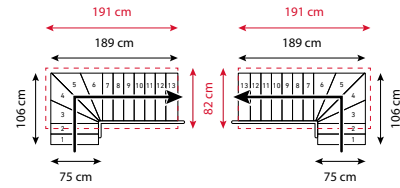
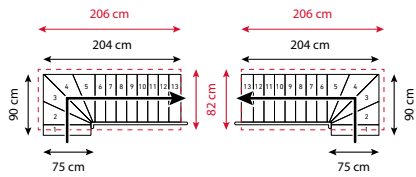
--- Floor opening size is defined based on 2 cm space to 19 cm rise height, 25 cm deck thickness, 203 cm head



DUBLIN 13 TREADS - WIDTH 71 CM

H 259 - 315 Staircase dimensions incl. handrail on 1 side

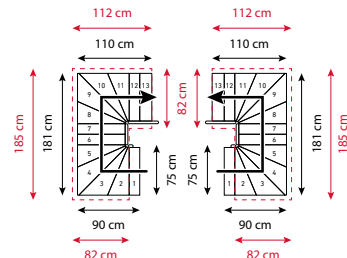
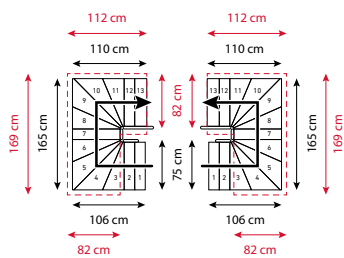
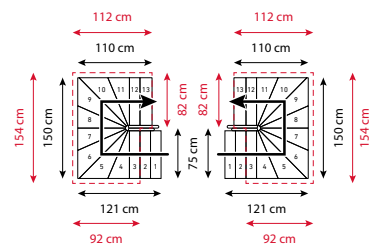
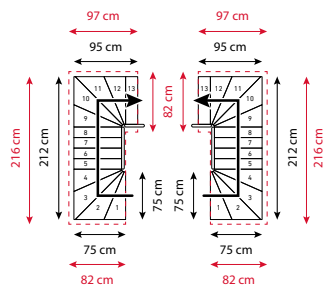
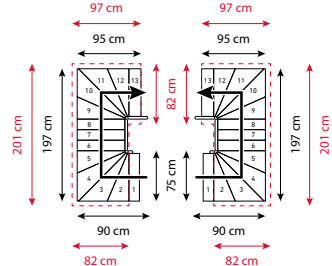
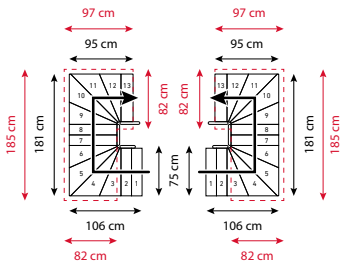
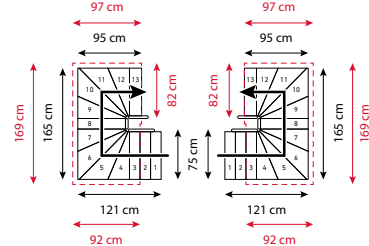
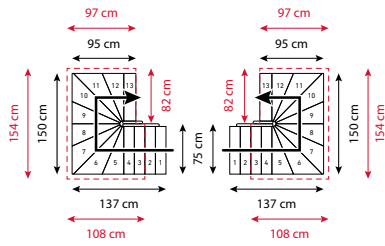
-- Floor opening size is defined based on 2 cm space to wall, 19 cm rise height, 25 cm deck thickness, 203 cm heads



DUBLIN 13 TREADS - WIDTH 71 CM

H 259 - 315 Staircase dimensions incl. handrail on 1 side

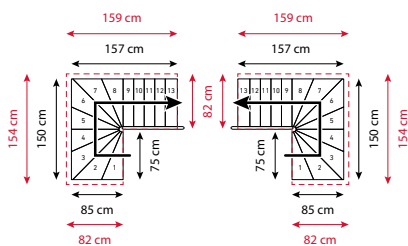
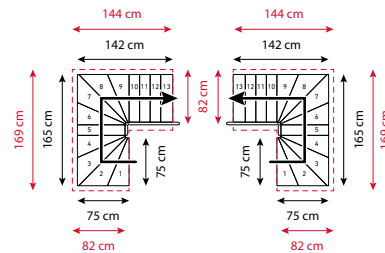
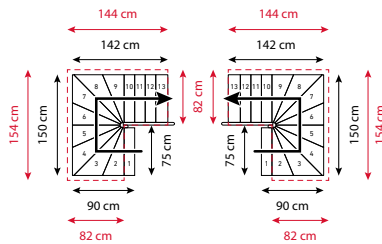
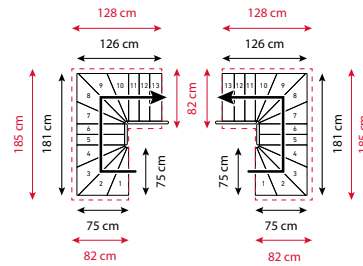
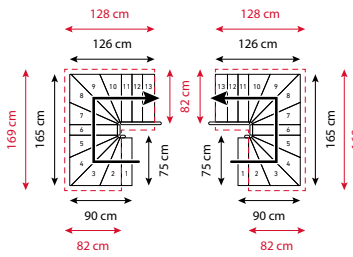
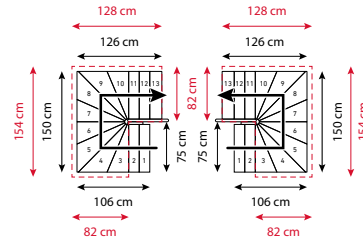
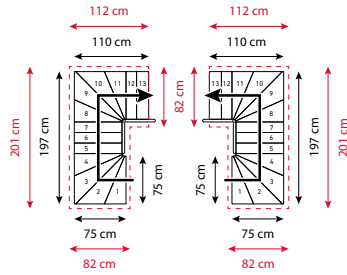
-- Floor opening size is defined based on 2 cm space to v
19 cm rise height, 25 cm deck thickness, 203 cm heads



DUBLIN 13 TREADS - WIDTH 71 CM

H 259 - 315 Staircase dimensions incl. handrail on 1 side

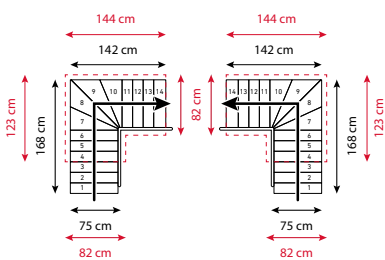
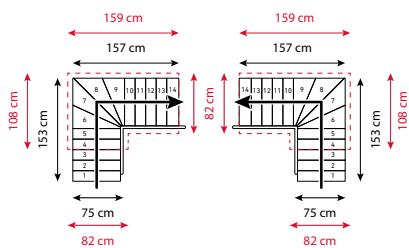
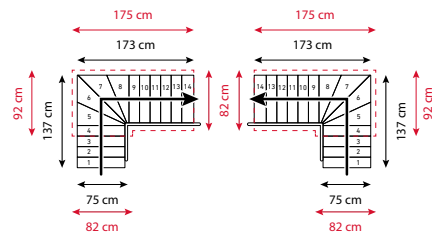
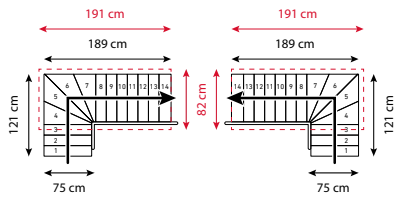
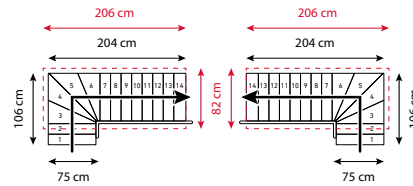
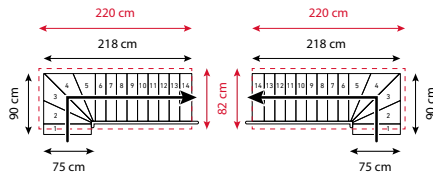
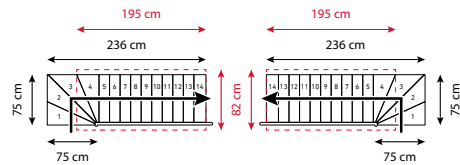
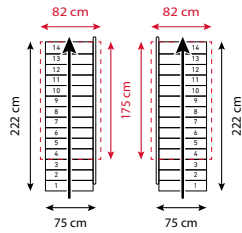
-- Floor opening size is defined based on 2 cm space to v
19 cm rise height, 25 cm deck thickness, 203 cm heads



DUBLIN 14 TREADS - WIDTH 71 CM

H 277.5 - 397 Staircase dimensions incl. handrail on 1 side


--- Floor opening size is defined based on 2 cm space to wall, 19 cm rise height, 25 cm deck thickness, 203 cm heads



DUBLIN 14 TREADS - WIDTH 71 CM

H 2 7 7 . 5 - 3 3 7 — 5 Staircase dimensions incl. handrail on 1 side

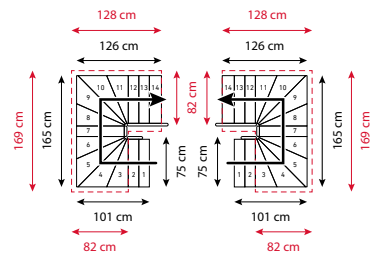
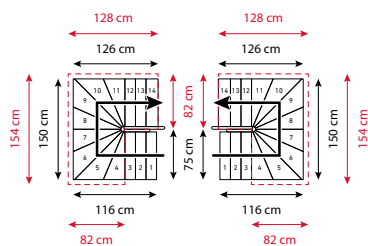
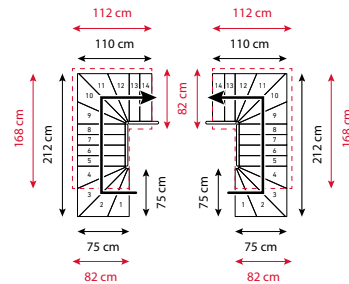
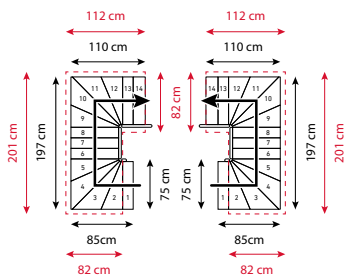
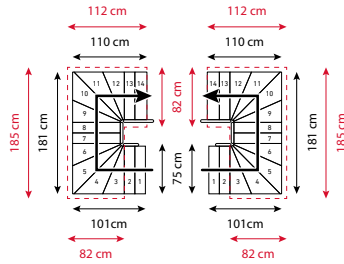
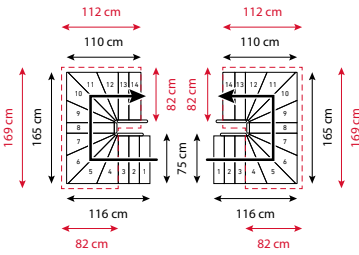
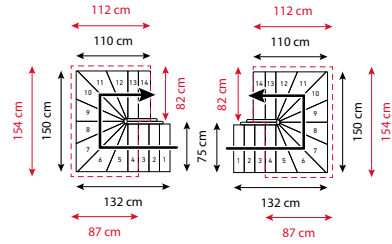
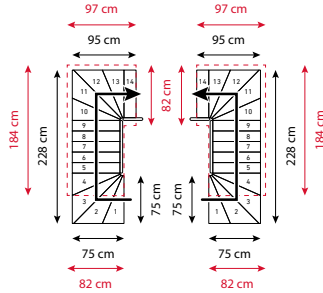
— Floor opening size is defined based on 2 cm space to top, 19 cm rise height, 25 cm deck thickness, 203 cm headroom



DUBLIN 14 TREADS - WIDTH 71 CM

H 2 7 7 . 5 - 3 3 7 Staircase dimensions incl. handrail on 1 side

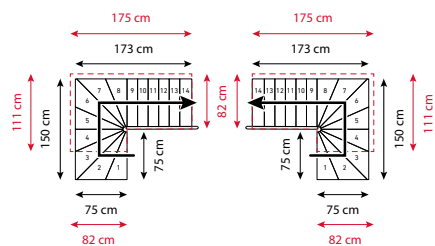
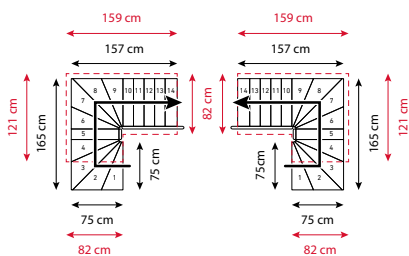
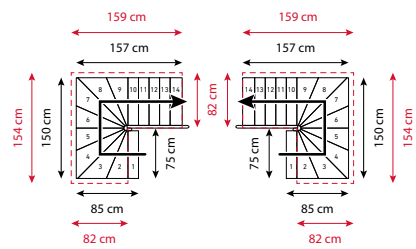
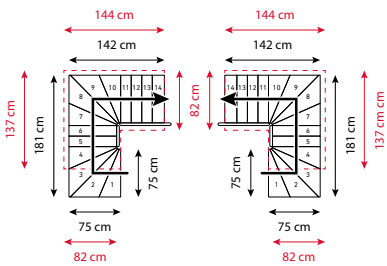
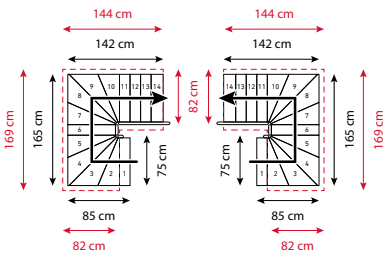
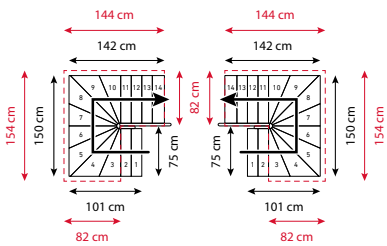
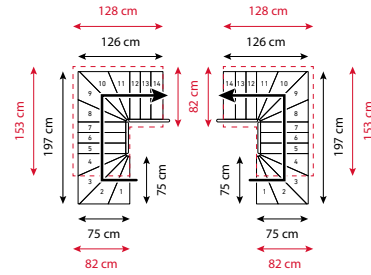
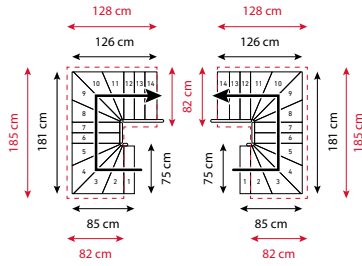
-- Floor opening size is defined based on 2 cm space to 19 cm rise height, 25 cm deck thickness, 203 cm head



DUBLIN 14 TREADS - WIDTH 71 CM

H 277.5 - 337 Staircase dimensions incl. handrail on 1 side

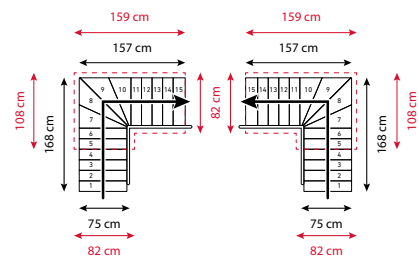
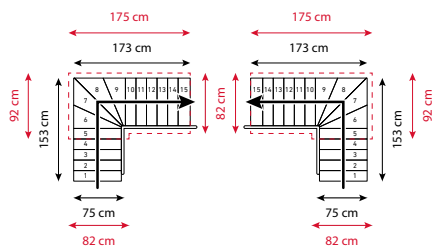
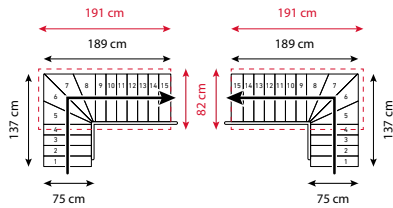
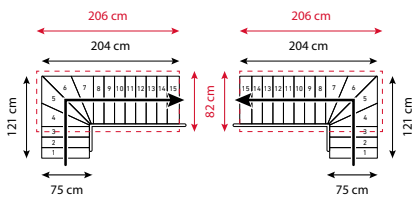
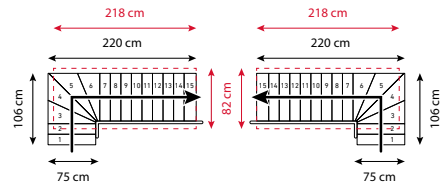
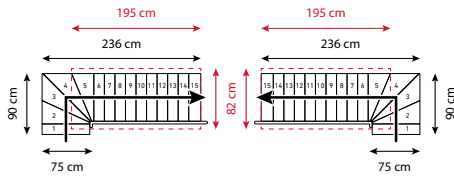
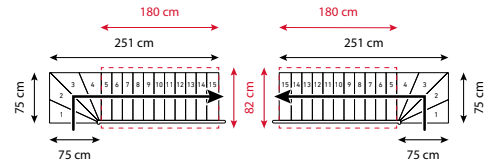
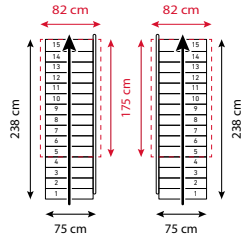
-- Floor opening size is defined based on 2 cm space to 19 cm rise height, 25 cm deck thickness, 203 cm head



DUBLIN 15 TREADS - WIDTH 71 CM

H 296 - 360 Staircase dimensions incl. handrail on 1 side

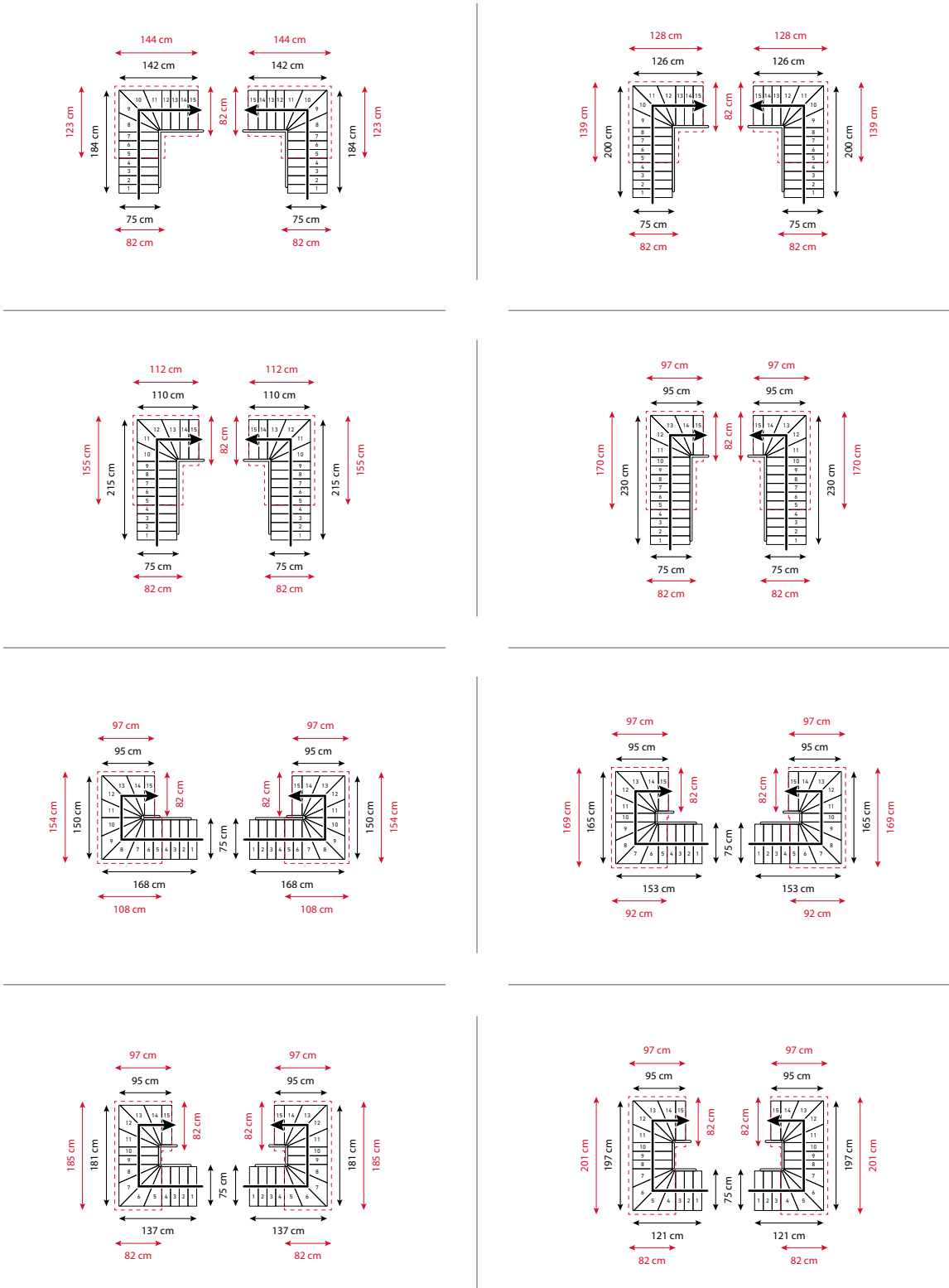
--- Floor opening size is defined based on 2 cm space to 19 cm rise height, 25 cm deck thickness, 203 cm head



DUBLIN 15 TREADS - WIDTH 71 CM

H 296 - 360 — Staircase dimensions incl. handrail on 1 side

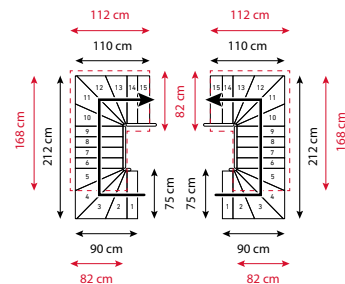
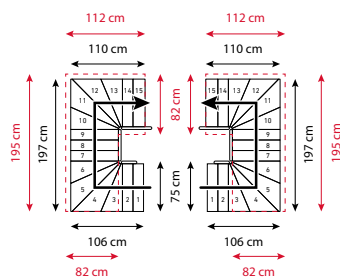
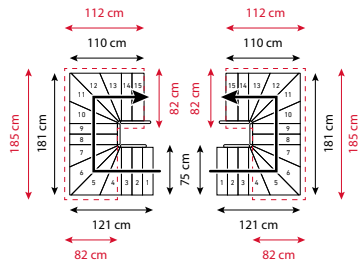
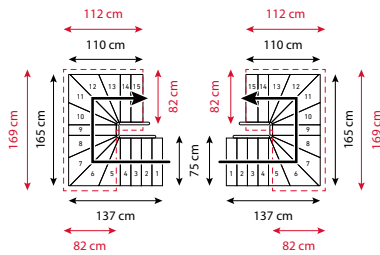
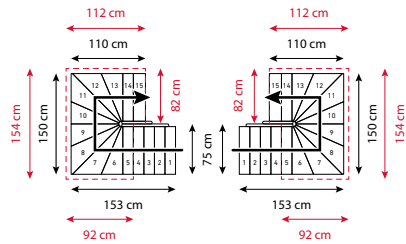
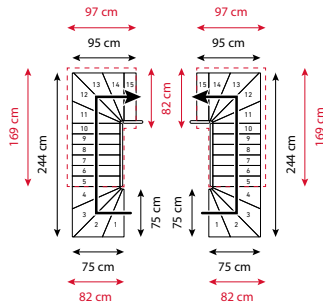
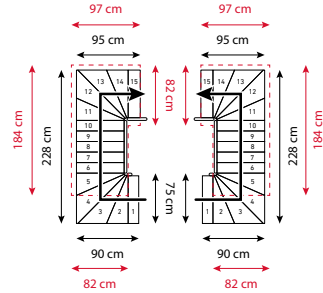
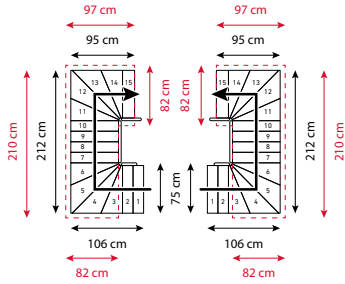
--- Floor opening size is defined based on 2 cm space to v
19 cm rise height, 25 cm deck thickness, 203 cm heads



DUBLIN 15 TREADS - WIDTH 71 CM

H 296 - 360 — Staircase dimensions incl. handrail on 1 side

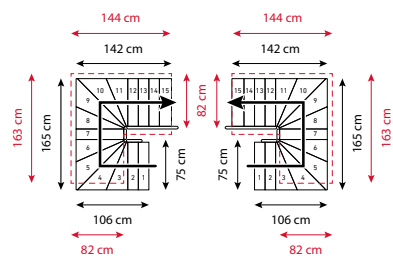
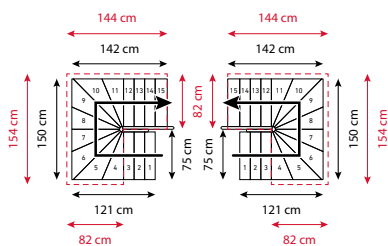
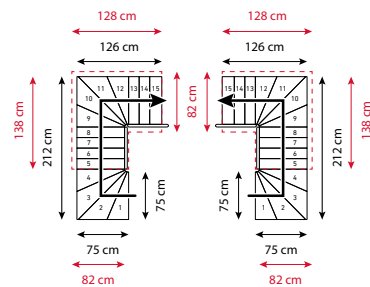
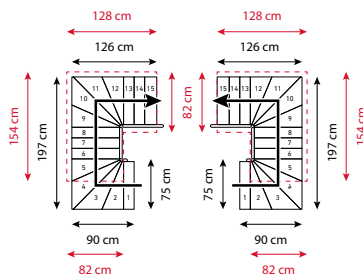
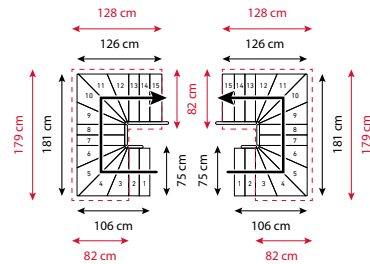
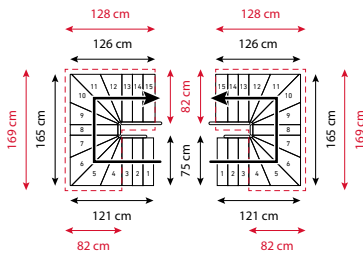
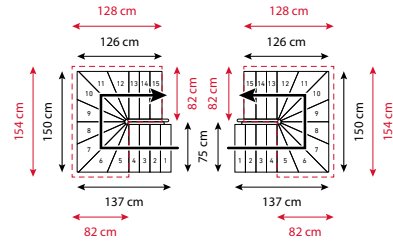
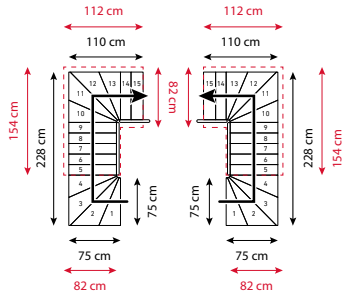
--- Floor opening size is defined based on 2 cm space to wall, 19 cm rise height, 25 cm deck thickness, 203 cm heads



DUBLIN 15 TREADS - WIDTH 71 CM

H 296 - 360 — Staircase dimensions incl. handrail on 1 side

--- Floor opening size is defined based on 2 cm space to wall, 19 cm rise height, 25 cm deck thickness, 203 cm heads



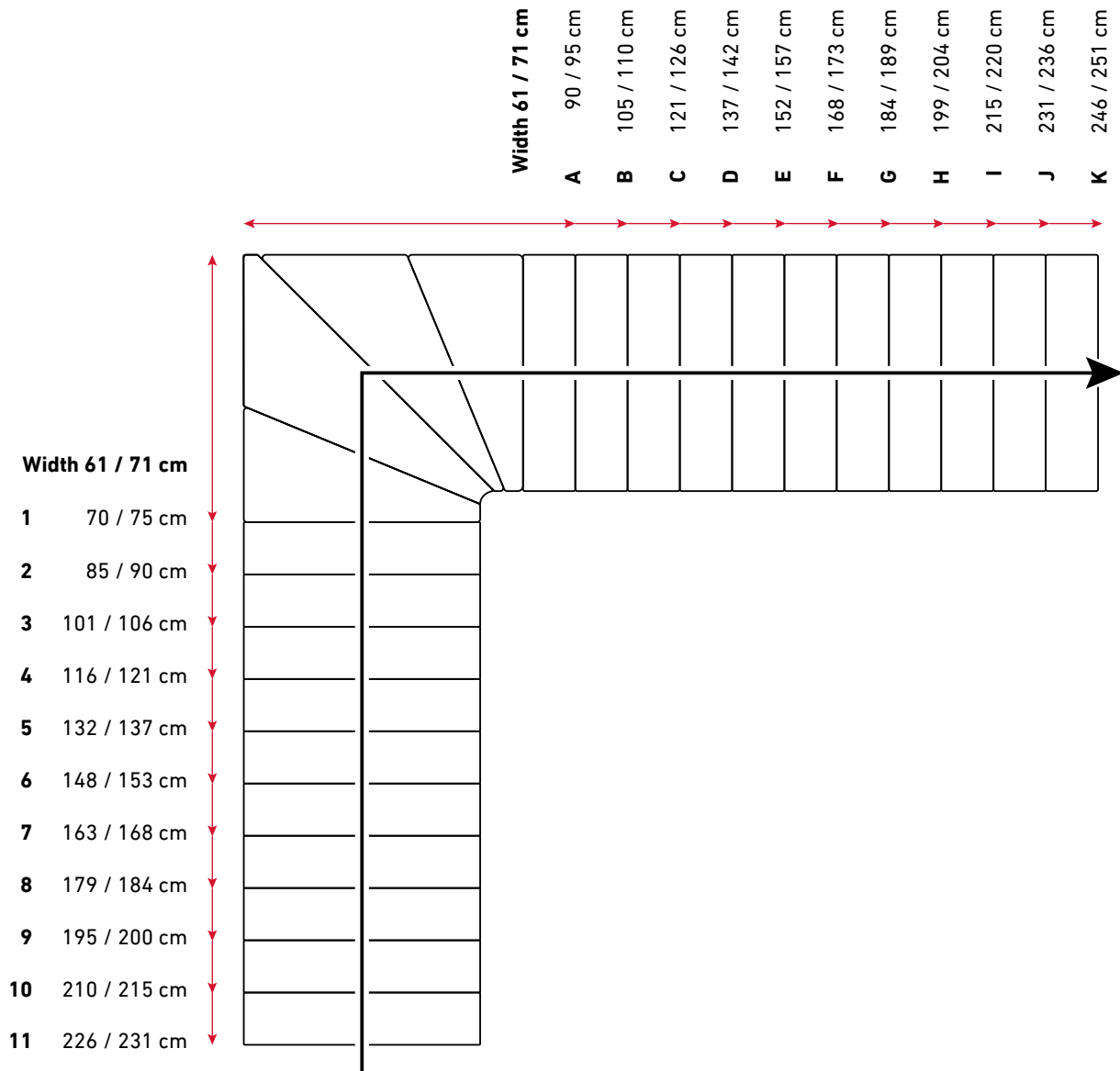
DUBLIN 15 TREADS - WIDTH 71 CM

H 296 - 360 — Staircase dimensions incl. handrail on 1 side

--- Floor opening size is defined based on 2 cm space to wall, 19 cm rise height, 25 cm deck thickness, 203 cm heads



DUBLIN QUATERTURN



DUBLIN HALFTURN

